

16<sup>th</sup> July, 2018

To,

BSE Limited, Phiroze Jijibhoy Tower, Dalal Street, Mumbai-400001  <b>Scrip Code: 503811</b>	National Stock Exchange of India Ltd. Exchange Plaza, 5 <sup>th</sup> Floor, Plot No. C/1, G Block, BandraKurla Complex, Bandra (East), Mumbai – 400 051  <b>Company Symbol: SIYSIL</b>
--	---

Dear Sir/ Madam,

**Sub.:** Shareholding Pattern as on 30.06.2018.

**Ref:** Regulation 31 of the SEBI (LODR) Regulations, 2015.

Dear Sir/ Madam,

Pursuant to Regulation 31 of Securities and Exchange Board of India (Listing Obligations and Disclosure Requirements) Regulations, 2015, we submit Shareholding Pattern of the Company for the quarter ended 30<sup>th</sup> June, 2018, which we trust you will find in order.

Kindly take the above on record and oblige.

Thanking you,

Yours faithfully,  
For Siyaram Silk Mills Limited



William Fernandes  
Company Secretary and Compliance Officer

Encl.: As Above

## Format of holding of specified securities

- 1 Name of Listed Entity: SIYARAM SILK MILLS LIMITED  
 2 Scrip Code/Name of Scrip/Class of Security 503811 / SIYSIL / EQUITY  
 3 Share Holding Pattern Filed under: Reg. 31(1)(a)/Reg. 31(1)(b)/Reg.31(1)(c) Reg. 31(1)(b)  
 a. If under 31(1)(b) then indicate the report for Quarter ending 30th June, 2018  
 b. If under 31(1)(c) then indicate date of allotment/extinguishment N.A

- 4 Declaration: The Listed entity is required to submit the following declaration to the extent of submission of information:-

Particulars	Yes*	No*
1 Whether the Listed Entity has issued any partly paid up shares?		No
2 Whether the Listed Entity has issued any Convertible Securities or Warrants?		No
3 Whether the Listed Entity has any shares against which depository receipts are issued?		No
4 Whether the Listed Entity has any shares in locked-in?		No
5 Whether any shares held by promoters are pledge or otherwise encumbered?		No

\* If the Listed Entity selects the option 'No' for the questions above, the columns for the partly paid up shares, Outstanding Convertible Securities/Warrants, depository receipts, locked-in shares, No of shares pledged or otherwise encumbered by promoters, as applicable, shall not be displayed at the time of dissemination on the Stock Exchange website. Also wherever there is 'No' declared by Listed Entity in above table the values will be considered as 'Zero' by default on submission of the format of holding of specified securities.

- 5 The tabular format for disclosure of holding of specified securities is as follows:-



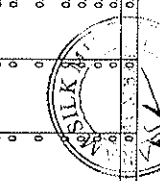
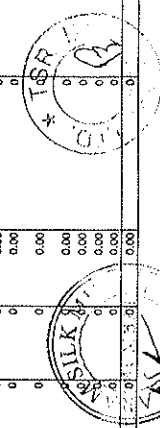
**SIYARAM SILK MILLS LIMITED**  
Table I - Summary Statement holding of specified securities

Category	(i)	(ii)	(iii)	(iv)	(v)	(vi)	(vii) = (iv)+(v)+(vi)	Shareholding as a % of total no. of shares (calculated as per SCRR, 1957)	(ix)			No. of Shares Underlying Outstanding convertible securities (including Warrants)	Shareholding, as a % assuming full conversion of convertible securities ( as a percentage of diluted share capital) (X) = (VII)+(X)	Number of Locked in shares		Number of Shares pledged or otherwise encumbered		Number of equity shares held in dematerialized form
									Number of Voting Rights securities					As a % of total Shares held	No.	As a % of total Shares held	No.	
			Class	Class	Class	Total as a % of (A+B+C)				(a)	(b)	(a)	(b)					
			eg: X	eg: Y	eg: Z					(a)	(b)	(a)	(b)					
(A)	Promoter & Promoter Group		34	31,434,515	0	0	31,434,515	67.07	31,434,515	0	67.07	0	0.00	0	0.00	0	0.00	31,434,515
(B)	Public		13,690	15,435,565	0	0	15,435,565	32.93	15,435,565	0	32.93	0	0.00	0	0.00	NA	NA	14,337,160
(C)	Non Promoter- Non Public		0	0	0	0	0	0.00	0	0	0.00	0	0.00	0	0.00	NA	NA	0
(C1)	Shares underlying DRs		0	0	0	0	0	NA	0	0	0.00	0	0.00	0	0.00	NA	NA	0
(C2)	Shares held by Employee Trusts		0	0	0	0	0	0.00	0	0	0.00	0	0.00	0	0.00	NA	NA	0
	<b>Total</b>		<b>13,724</b>	<b>46,870,080</b>	<b>0</b>	<b>0</b>	<b>46,870,080</b>	<b>100.00</b>	<b>46,870,080</b>	<b>0.00</b>	<b>100.00</b>	<b>0</b>	<b>0.00</b>	<b>0</b>	<b>0.00</b>	<b>0</b>	<b>0.00</b>	<b>45,771,675</b>



SHYAM SILK MILLS LIMITED  
Table II - Statement showing shareholding pattern of the Promoter and Promoter Group

(1)	(2)	(3)	(4)	(5)	(6)	(7)	(8)	(9)	(10)		(11)	(12)		(13)	(14)								
									No. of fully paid up equity shares held	Partly paid-up equity shares held		Nos. of shares underlying Depository Receipts	Total nos. shares held			Shareholding % calculated as per SCRR, 1957	Number of Voting Rights held in each class of securities		No. of Shares Underlying Outstanding convertible securities (including Warrants)	Shareholding as a % assuming full conversion of convertible securities (as a percentage of diluted share capital) [X] = (VII)+(XI) as a % of A+B+C	Number of Locked in shares otherwise encumbered		Number of equity shares held in dematerialised form [XIV]
																	Class X	Class Y			Total	As a % of total shares held	
(1)	Indian	(ii)	(i)	(iv)	(v)	(vi)	(vii)	(viii)	(ix)	(x)	(xi)	(xii)	(xiii)	(xiv)	(xv)								
(a)	Individuals/Hindu undivided Family																						
1	ASHA DEVI PODDAR					20,312,690	43.34	20,312,690	43.34	0	0	0	0	0	20,312,690								
2	VISHA PODDAR					3,227,055	6.89	3,227,055	6.89	0	0	0	0	0	3,227,055								
3	GAURAV PODDAR					2,159,555	4.61	2,159,555	4.61	0	0	0	0	0	2,159,555								
4	ANKIT PODDAR					1,952,000	4.16	1,952,000	4.16	0	0	0	0	0	1,952,000								
5	AMESH KUMAR PODDAR					1,669,495	3.56	1,669,495	3.56	0	0	0	0	0	1,669,495								
6	ANURAG PODDAR					1,649,495	3.52	1,649,495	3.52	0	0	0	0	0	1,649,495								
7	AVINSH PODDAR					1,649,495	3.52	1,649,495	3.52	0	0	0	0	0	1,649,495								
8	SHRIMISHA PODDAR					1,537,000	3.28	1,537,000	3.28	0	0	0	0	0	1,537,000								
9	SANGEETA PODDAR					992,550	2.12	992,550	2.12	0	0	0	0	0	992,550								
10	Madhuchal Pawan Kumar Poddar					815,800	1.74	815,800	1.74	0	0	0	0	0	815,800								
11	PAVAN KUMAR PODDAR					781,760	1.67	781,760	1.67	0	0	0	0	0	781,760								
12	Geetika Dhanraj Poddar					622,495	1.33	622,495	1.33	0	0	0	0	0	622,495								
13	HARSHIT S PODDAR					600,000	1.28	600,000	1.28	0	0	0	0	0	600,000								
14	Abhishek S Poddar					599,995	1.28	599,995	1.28	0	0	0	0	0	599,995								
15	Chanchal Bhanubhai Poddar					99,995	0.21	99,995	0.21	0	0	0	0	0	99,995								
16	Shyamala Suresh Kumar Poddar					1,500	0.00	1,500	0.00	0	0	0	0	0	1,500								
17	ARVIND KUMAR PODDAR					1,000	0.00	1,000	0.00	0	0	0	0	0	1,000								
18	Rishabh Suresh Kumar Poddar					500	0.00	500	0.00	0	0	0	0	0	500								
19	Rohit A Poddar					500	0.00	500	0.00	0	0	0	0	0	500								
20	Vijayant Avind Kumar Poddar					500	0.00	500	0.00	0	0	0	0	0	500								
(b)	Central Government/ State Government(s)					0	0.00	0	0.00	0	0	0	0	0	0								
(c)	Financial Institutions/ Banks					0	0.00	0	0.00	0	0	0	0	0	0								
(d)	Any Other (Specify)					0	0.00	0	0.00	0	0	0	0	0	0								
(e)	Any Other (Specify)					0	0.00	0	0.00	0	0	0	0	0	0								
(f)	Bodies Corporate					11,121,825	23.72	11,121,825	23.72	0	0	0	0	0	11,121,825								
1	PKP ENTERPRISES LLP					625	0.00	625	0.00	0	0	0	0	0	625								
2	AFFH76178					580	0.00	580	0.00	0	0	0	0	0	580								
3	HSP Enterprises LLP					500	0.00	500	0.00	0	0	0	0	0	500								
4	GPP Enterprises LLP					500	0.00	500	0.00	0	0	0	0	0	500								
5	RAP Enterprises LLP					125	0.00	125	0.00	0	0	0	0	0	125								
6	TMP Enterprises LLP					125	0.00	125	0.00	0	0	0	0	0	125								
7	WSP Enterprises LLP					125	0.00	125	0.00	0	0	0	0	0	125								
8	ASP Enterprises LLP					125	0.00	125	0.00	0	0	0	0	0	125								
9	SP Investments (India) Limited					55	0.00	55	0.00	0	0	0	0	0	55								
10	Saachya Training & Ftr. Co.					55	0.00	55	0.00	0	0	0	0	0	55								
11	Bengal Trading & Traders Ltd					50	0.00	50	0.00	0	0	0	0	0	50								
12	Poddar Brothers Investment Private Ltd					50	0.00	50	0.00	0	0	0	0	0	50								
13	Podar Family Trust					50	0.00	50	0.00	0	0	0	0	0	50								
14	Podar Family Trust					50	0.00	50	0.00	0	0	0	0	0	50								
15	S.P. Finance Joint Trading Ltd					50	0.00	50	0.00	0	0	0	0	0	50								
(g)	Foreign					31,434,515	67.97	31,434,515	67.97	0	0	0	0	0	31,434,515								
(h)	Individuals (Non-Resident)					0	0.00	0	0.00	0	0	0	0	0	0								
(i)	Individuals/ Foreign Individuals					0	0.00	0	0.00	0	0	0	0	0	0								
(j)	Government Institutions					0	0.00	0	0.00	0	0	0	0	0	0								
(k)	Foreign Portfolio Investor					0	0.00	0	0.00	0	0	0	0	0	0								
(l)	Any Other Bodies Corporate					0	0.00	0	0.00	0	0	0	0	0	0								
1	Sub-Total (A)(2)					31,434,515	67.97	31,434,515	67.97	0	0	0	0	0	31,434,515								



Category & Name of the Shareholders	PAN	No. of shareholder	No. of fully paid up equity shares held	Partly paid-up equity shares held	Nos. of shares underlying Depository Receipts	Total nos. shares held	Shareholding % calculated as per SCRR, 1957	Number of Voting Rights held in each class of securities			No. of Shares Underlying Outstanding convertible securities (including Warrants)	Shareholding, as a % assuming full conversion of convertible securities (as a percentage of diluted share capital)	Number of Locked in shares		Number of Shares pledged or otherwise encumbered		Number of equity shares held in dematerialized form
								Class X	Class Y	Total			No.	As a % of total Shares held	No.	As a % of total Shares held	
Total Shareholding of Promoter and Promoter Group (A)-(N)(1)-(4)(2)		34	31,434,515	0	0	31,434,515	67.07	31,434,515	0	31,434,515	67.07	0	0	0	0	0	31,434,515
Details of Shares which remain unclaimed may be given here along with details such as number of shareholders, outstanding shares held in demat/unclaimed suspense account, voting rights which are frozen etc.																	

Note:

(1) PAN would not be displayed on website of Stock Exchange(s).

(2) The term "Exumbrance" has the same meaning as assigned under regulation 28(3) of SEBI (Substantial Acquisition of Shares and Takeovers) Regulations, 2011.




SHARADAM SILK MILLS LIMITED  
Table III - Statement showing shareholding pattern of the Public shareholder

Category & Name of the Shareholders	PAN	Nos. of Shareholder	No. of fully paid up equity shares held	Partly paid-up equity shares held	Nos. of shares underlying Depository Receipts	Total nos. shares held	Shareholding % As a % of (A+B+C) SCRR, 1957	Number of Voting Rights held in each class of securities			No. of Shares Underlying Outstanding convertible securities (including Warrants)	Total Shareholding, as a % assuming full conversion of convertible securities [ as a percentage of diluted share capital]	Number of Locked in Shares		Number of Shares pledged or otherwise encumbered		Number of equity shares held in dematerialized form
								No of Voting Rights					No. (not applicable)	As a % of total Shares held	As a % of total shares held (Not applicable)		
								Class X	Class Y	Total							
(i)	(ii)	(iii)	(iv)	(v)	(vi)	(vii) = (iv)+(v)	(viii)	(ix)	(x)	(xi)	(xii)	(xiii)	(xiv)	(xv)			
(1) Institutions																	
(a) MFPA Funds/VT		5	3,979,303	0	0	3,979,303	8.49	3,979,303	8.49	0	0	0	0	0	0	3,979,303	
(b) Dsp Blackrock Micro Cap Fund	AAA-DQ420B	1	2,504,015	0	0	2,504,015	5.34	2,504,015	5.34	0	0	0	0	0	0	2,504,015	
(c) Reliance Capital Trustees Co. Ltd-A/C	AAA-TPO066B	1	1,268,366	0	0	1,268,366	2.71	1,268,366	2.71	0	0	0	0	0	0	1,268,366	
(d) Venture Capital Funds		0	0	0	0	0	0.00	0	0.00	0	0	0	0	0	0	0	
(e) Alternate Investment Funds		1	435,814	0	0	435,814	0.93	435,814	0.93	0	0	0	0	0	0	435,814	
(f) Foreign Venture Capital Investors		0	0	0	0	0	0.00	0	0.00	0	0	0	0	0	0	0	
(g) Foreign Portfolio Investors		26	771,400	0	0	771,400	1.65	771,400	1.65	0	0	0	0	0	0	771,400	
(h) Financial Institutions/ Banks		8	5,377	0	0	5,377	0.01	5,377	0.01	0	0	0	0	0	0	5,377	
(i) Insurance Companies		1	500	0	0	500	0.00	500	0.00	0	0	0	0	0	0	500	
(j) Provident Funds/ Pension Funds		0	0	0	0	0	0.00	0	0.00	0	0	0	0	0	0	0	
(k) Any Other (Specify)		0	0	0	0	0	0.00	0	0.00	0	0	0	0	0	0	0	
(l) Sub-Total (B)(1)		41	519,334	0	0	5,192,394	11.08	5,192,394	11.08	0	0	0	0	0	0	5,192,394	
(2) Central Government/ State Government/ President of India		0	0	0	0	0	0.00	0	0.00	0	0	0	0	0	0	0	
(3) Non-institutions		12,773	8,459,778	0	0	8,459,778	18.00	8,459,778	18.00	0	0	0	0	0	0	8,459,778	
(a) Individuals -																	
(i) Individual shareholders holding nominal share capital up to Rs. 2 lakhs.		12,768	7,856,044	0	0	7,856,044	16.76	7,856,044	16.76	0	0	0	0	0	0	7,856,044	
(ii) Individual shareholders holding nominal share capital in excess of Rs. 2 lakhs.		5	603,734	0	0	603,734	1.29	603,734	1.29	0	0	0	0	0	0	603,734	
(b) NBFCs registered with RBI		3	910	0	0	910	0.00	910	0.00	0	0	0	0	0	0	910	
(c) Employee trusts		0	0	0	0	0	0.00	0	0.00	0	0	0	0	0	0	0	
(d) Overseas Depositories (holding DPs)		0	0	0	0	0	0.00	0	0.00	0	0	0	0	0	0	0	
(e) (Banking figure)		873	1,782,483	0	0	1,782,483	3.80	1,782,483	3.80	0	0	0	0	0	0	1,782,483	
(f) Any Other (Specify)		269	248,085	0	0	248,085	0.53	248,085	0.53	0	0	0	0	0	0	248,085	
(g) Bodies Corporate		96	829,654	0	0	829,654	1.77	829,654	1.77	0	0	0	0	0	0	829,654	
(h) Co-operative Societies		269	185,055	0	0	185,055	0.39	185,055	0.39	0	0	0	0	0	0	185,055	
(i) Clearing Members		269	172,681	0	0	172,681	0.37	172,681	0.37	0	0	0	0	0	0	172,681	
(j) Mutual Funds		250	229,559	0	0	229,559	0.49	229,559	0.49	0	0	0	0	0	0	229,559	
(k) Limited Liability Partnerships - LLP		6	117,449	0	0	117,449	0.25	117,449	0.25	0	0	0	0	0	0	117,449	
(l) Sub-Total (B)(3)		13,049	10,243,171	0	0	10,243,171	21.85	10,243,171	21.85	0	0	0	0	0	0	10,243,171	
Total Public Shareholding		13,090	15,438,565	0	0	15,438,565	32.93	15,438,565	32.93	0	0	0	0	0	0	15,438,565	
(B) = (B)(1)+(B)(2)+(B)(3)																	

Details of the Shareholders acting as persons in Convert including their Shareholding (No. and %):

Note:  
 (1) PAN would not be disclosed on website of Stock Exchange(s).  
 (2) The above format needs to be disclosed along with the name of following persons: institutions/Non institutions holding more than 1% of total number of shares.  
 (3) W.r.t. the information pertaining to Depository Receipts, the same may be disclosed in the respective columns to the extent information available and the balance to be disclosed as held by custodian.



**SHYAM SIK MILLS LIMITED**  
Table IV - Statement showing shareholding pattern of the Non Promoter- Non Public shareholder

Category & Name of the Shareholders	PAN	No. of shareholder	No. of fully paid up equity shares held	Partly paid-up equity shares held	Nos. of shares underlying Depository Receipts	Total nos. shares held (VII)=(IV+V+VI)	Shareholding % calculated as per SCRR, 1957 (VII)	Number of Voting Rights held in each class of securities			No. of Shares Underlying Outstanding convertible securities (including Warrants) (X)	Total Shareholding as % assuming full conversion of convertible securities (as a percentage of diluted share capital) (XI) = (VII)+(X) as a % of A+B+C2	Number of Locked in shares		Number of Shares pledged or otherwise encumbered		Number of equity shares held in dematerialized form (XIV) (Not Applicable)	
								No. of Voting Rights					As a % of total Shares held (Not Applicable)	No. (not applicable)	As a % of total (Not Applicable)	No. (not applicable)		As a % of total (Not Applicable)
								Class X	Class Y	Total								
(1) Custodian/DR Holder			0	0	0	0	0.00	0	0	0	0.00	0	0	0	0	0	0	
(2) Employee Benefit Trust (Under SEBI (Share based Employee Benefit) Regulations, 2014)			0	0	0	0	0.00	0	0	0	0.00	0	0	0	0	0	0	
(3) Total Non-Promoter, Non Public Shareholding (C2-CX)+(C2)C2			0	0	0	0	0.00	0	0	0	0.00	0	0	0	0	0	0	

NOTE  
 (1) PAN would not be displayed on website of Stock Exchange(s).  
 (2) The above format needs to disclose name of all holders holding more than 1% of total number of shares.  
 (3) Where the information pertaining to Depository Receipts, the same may be disclosed in the respective column to the extent information available.

